




## Merging your existing TCO HealthEZ account with new Revo/i-Health account

Visit [www.revohealthbenefits.com](http://www.revohealthbenefits.com)

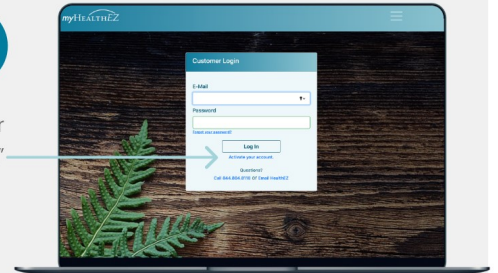
(Using the Google Chrome browser is recommended)

**1** Click log in here →

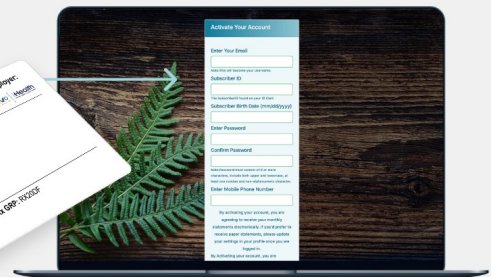


**2**

Click "Activate your account" →



**3** Using your ID card that has the group ID "REVO762", complete the steps to activate using the same email address as your current login.



**4** Once you hit activate your account, the following message will appear. Click the link to "login here" then proceed to login with your existing username and password for MyHealthEZ.

**Activate Your Account**

User name jane.doe@healthez.com is already taken.  
If you are jane.doe@healthez.com please [Login here](#) to complete activation

Enter Your Email  
  
Note: This will become your Username.

**Customer Login**

E-Mail

Password

[Forgot your password?](#)

Activate your account.

**5** Once logged in, you will be able to go back and forth between your accounts using the "Switch User" feature at the top.



→ Switch User ←